

Climbing the Ladder

Database
Mapping
2021



DutchCu|ture

Database Mapping 2021

Each year, DutchCulture tracks the international events that Dutch artists and cultural organisations produce and take part in abroad. This helps us understand the cultural impact of Dutch art around the world. This mapping provides an overview of the scope, scale, and characteristics of the Dutch International cultural presence.

Over the past year, the cultural sector has begun to climb the ladder into a post-Covid world. This year's mapping examines the extent to which the cultural sector was able to enter this new world and looks at the road ahead.

Cultural Participation Across the Globe

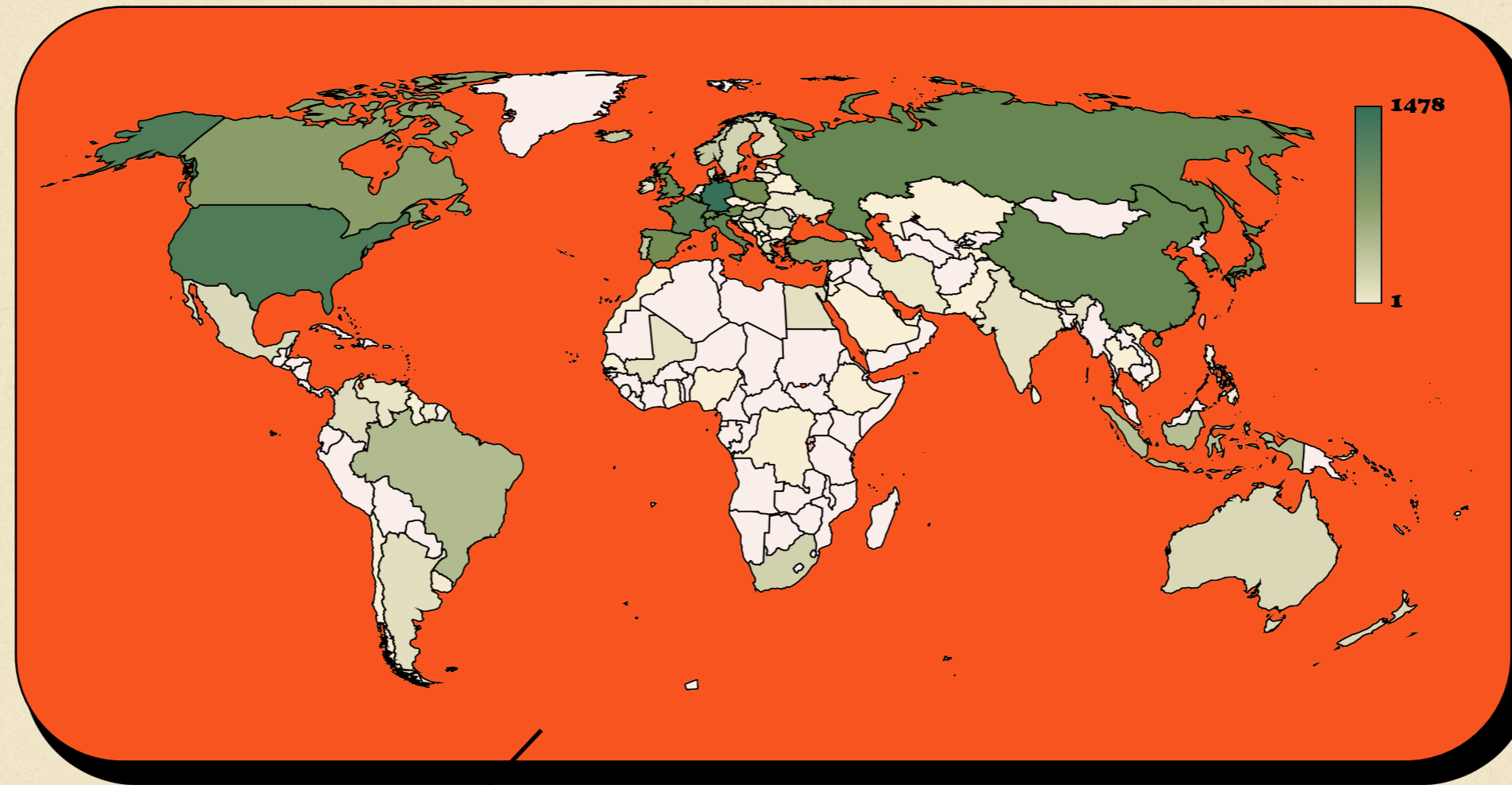
In 2021, we tracked 8,278 international cultural activities by Dutch artists and cultural organisations across the globe. 2,473 artists and organisations participated in events in 1,568 cities across 93 countries.

Covid continued to affect cultural activities in 2021. The number of international cultural activities tracked in 2021 is roughly the same as in 2020. This is about half the number of activities that took place in pre-Covid years.

Nevertheless, artists from all artistic disciplines participated in activities across six continents. Europe remains the dominant area, with over 60% of activities taking place there.

DutchCu|ture

Top 50 destinations for Dutch cultural activities abroad.



Activity Heat Map

This map shows the distribution of activities across different countries

● = Focal Country

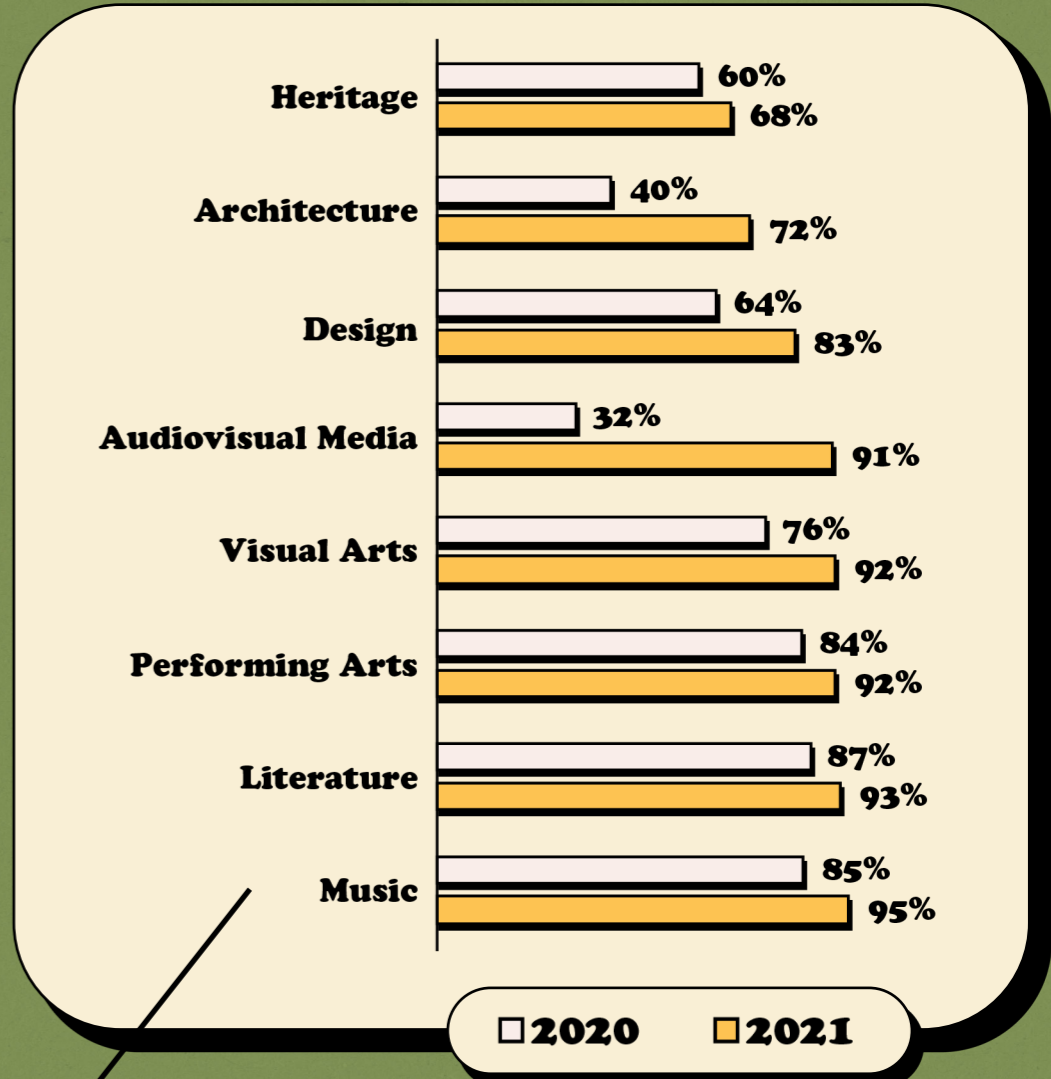
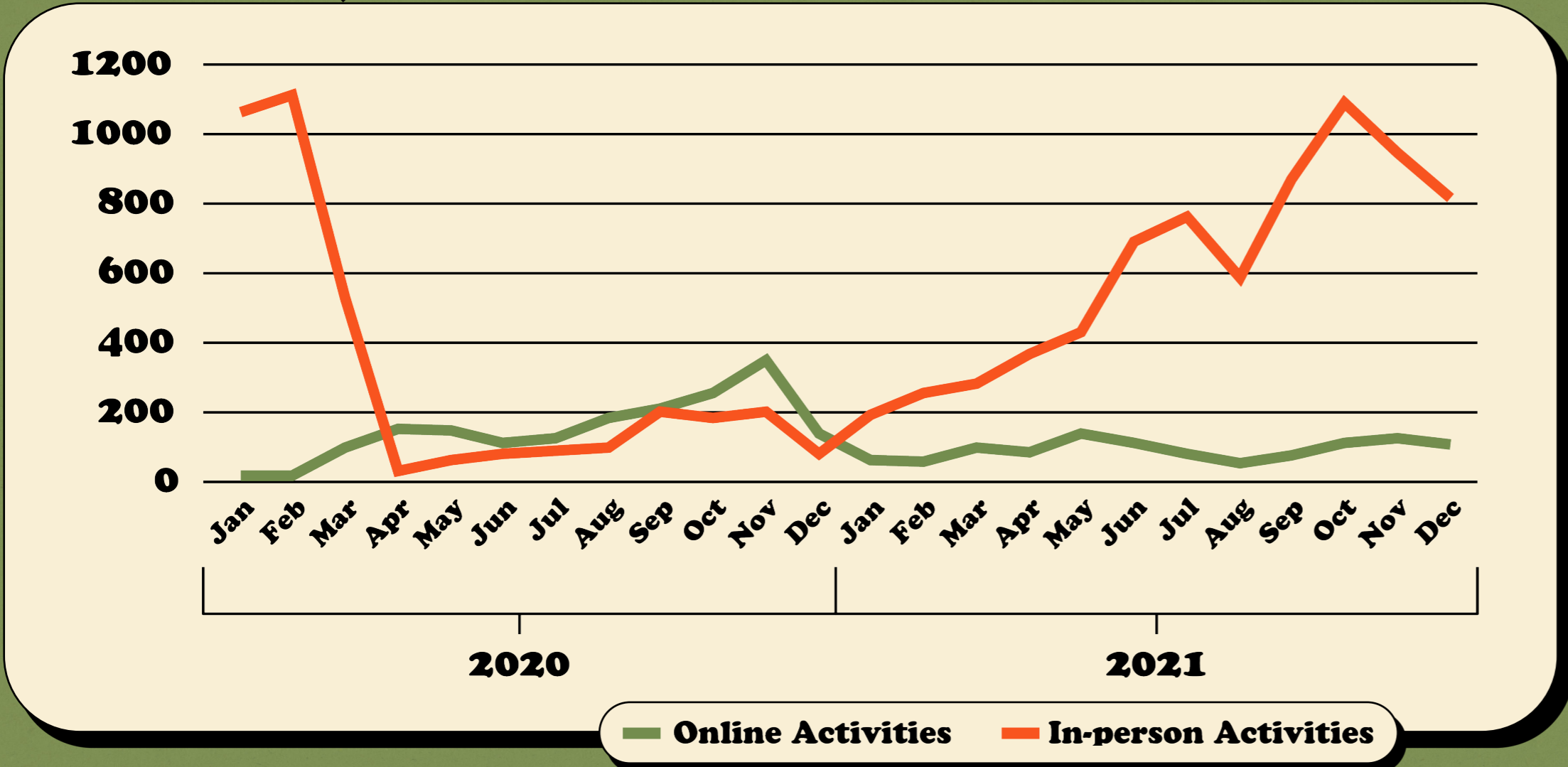
Top 50 Countries

Germany	Denmark
USA	Croatia
France	S. Africa
Belgium	Sweden
Italy	Luxembourg
Russia	Burundi
China	Australia
S. Korea	New Zealand
UK	Mexico
Japan	Colombia
Austria	Finland
Poland	Serbia
Spain	Argentina
Switzerland	Egypt
Turkey	Ireland
Canada	Slovenia
Brazil	India
Hungary	Israel
Indonesia	Mali
Portugal	Estonia
Romania	Taiwan
Iceland	Bulgaria
Norway	Lithuania
Greece	Ukraine
Czechia	Iran

Return to Live

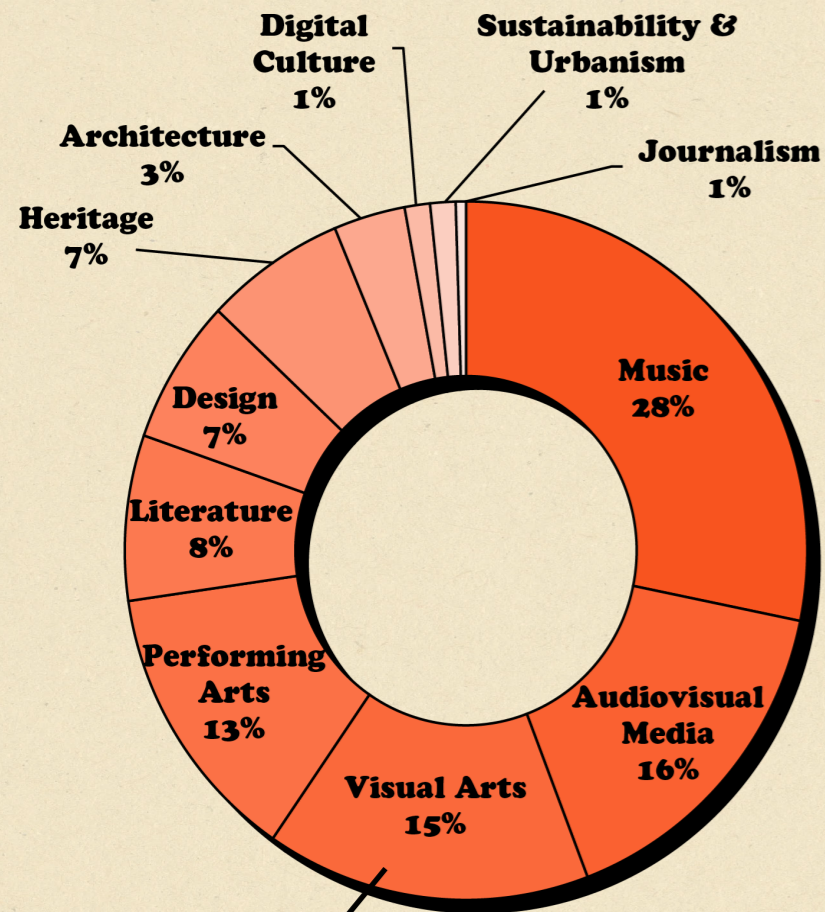
At first glance, the number of activities (roughly the same as 2020) suggests that no progress has been made in 2021. However, upon closer inspection we see that, although the total number of activities remained roughly the same, the number of in-person activities was significantly higher in 2021 than in 2020. With 87% of activities (at least partially) in-person, the cultural sector has made significant steps up the ladder towards a post-Covid world.

Online vs In-person Activities



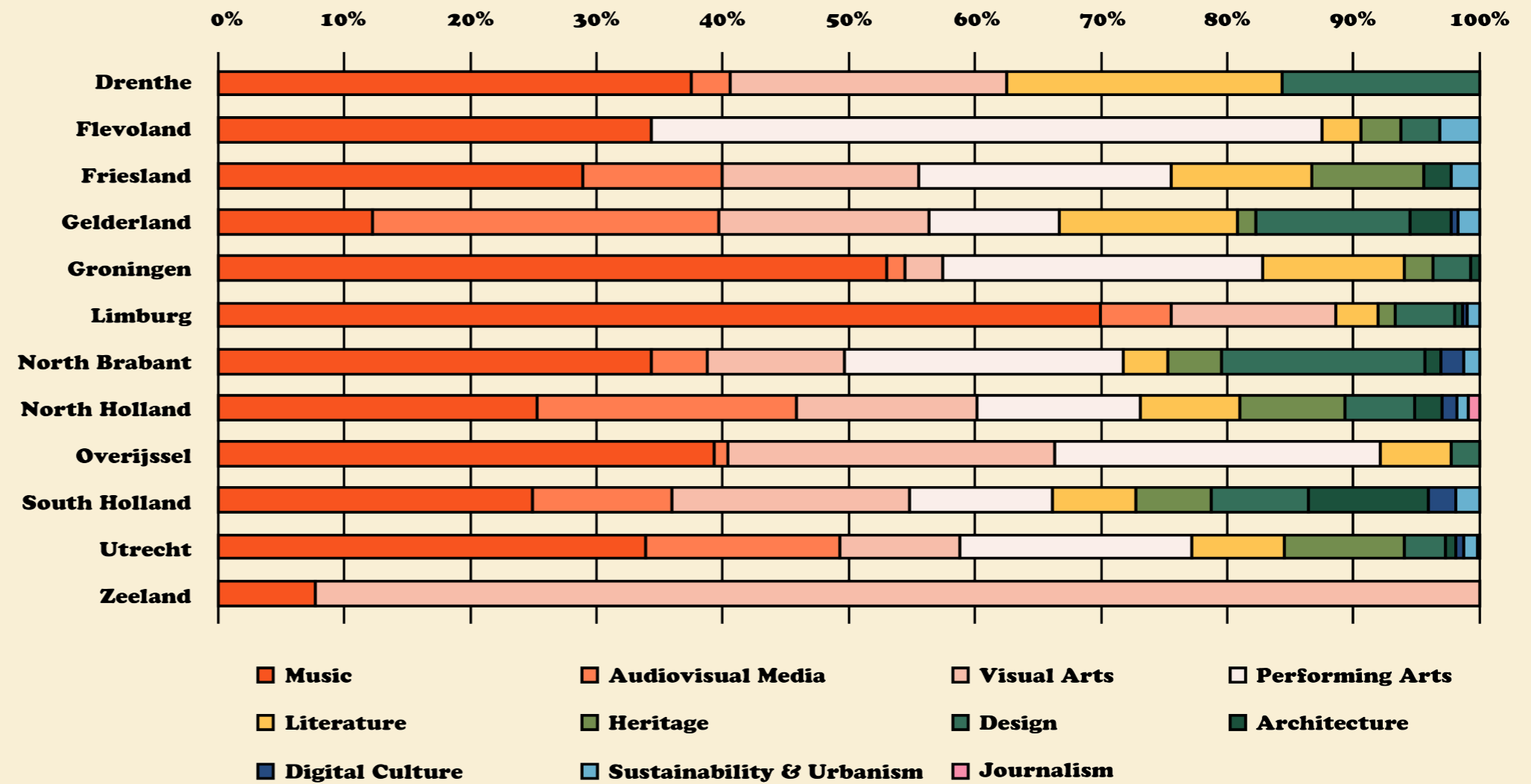
In-Person Activities per Discipline

Artistic Disciplines



Discipline Breakdown

Disciplines per Province

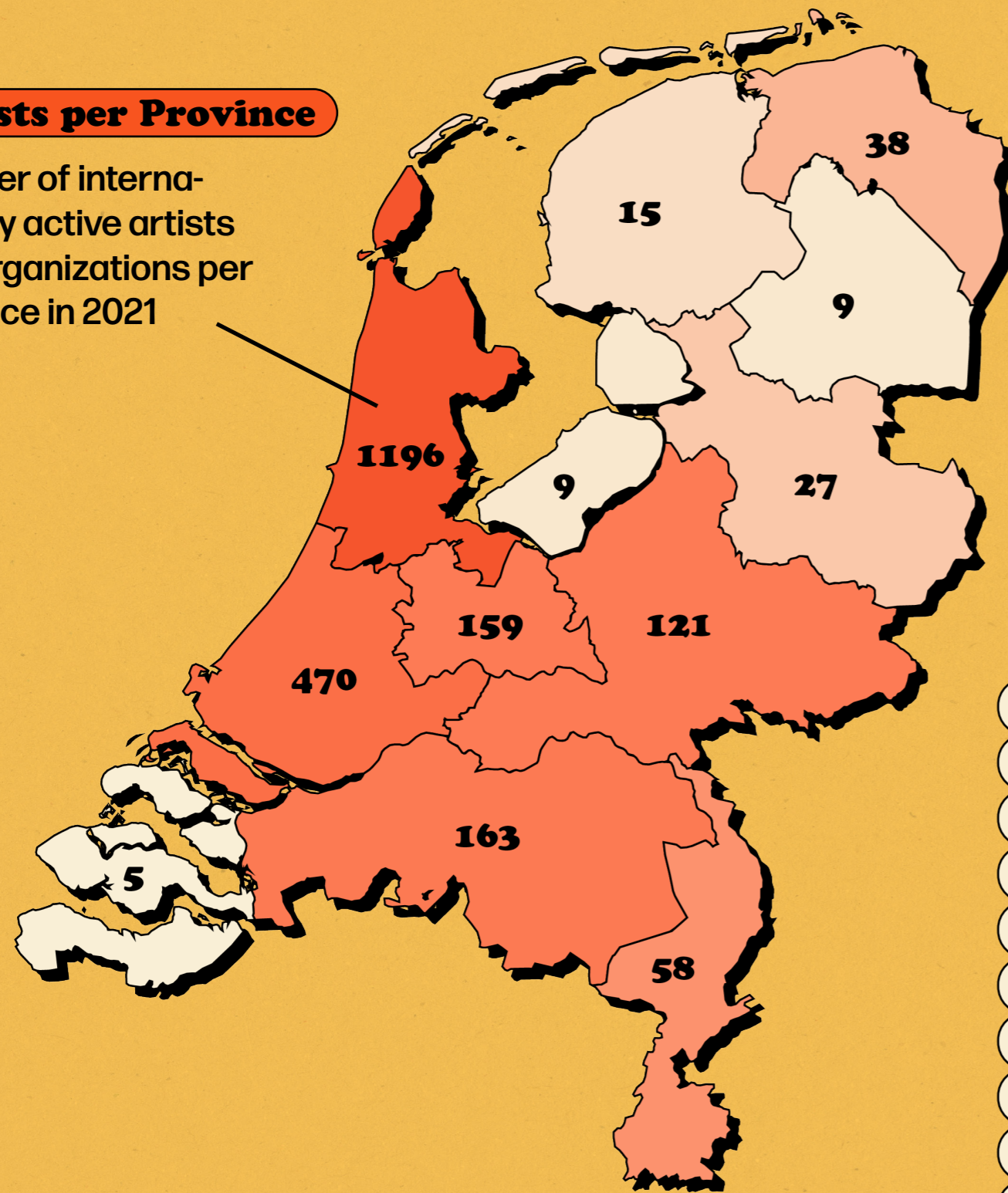


Artists from all disciplines continue to be internationally active. While music remains the top discipline, this is the second year in a row that the number of music events has declined in proportion to other events (from 50% in 2019 to 40% in 2020 and to 28% in 2021). This is likely due to the fact that large concerts and music festivals are recovering slower than many other cultural activities due to the mass-gathering nature of the events.

Activities Across the Netherlands

Artists per Province

Number of internationally active artists and organizations per province in 2021



In 2021, we tracked international cultural activities by 2,473 Dutch artists and organisations from 197 different Dutch towns and cities. The spread of internationally-active artists across Dutch provinces remained quite stable. While artists from every province were internationally active, the four major metropolitan areas (Amsterdam, Rotterdam, the Hague, Utrecht) remain strongholds for internationally-active artists, accounting for 68% of activities.

Most Active Cities

1. Amsterdam	11. Obbicht & Papenhoven	21. Ede
2. Rotterdam	12. Tilburg	22. Dordrecht
3. Utrecht	13. Amersfoort	23. Enschede
4. The Hague	14. Hilversum	24. Den Bosch
5. Eindhoven	15. Haarlem	25. Hoofddorp
6. Breda	16. Alkmaar	26. Boxtel
7. Groningen	17. Veenendaal	27. Leeuwarden
8. Maastricht	18. Bussum	28. Zundert
9. Arnhem	19. Delft	29. Almere
10. Nijmegen	20. Zoetermeer	30. Doorn

International Locations

Major metropolitan areas continue to serve as a hub for international cultural activities. In 2021, the top cities for Dutch international cultural activities were **Moscow, Berlin, New York, Seoul, and Paris**. Of the different cultural venues, festivals play a major role in attracting Dutch artists, making up approximately 25% of all international venues in 2021.

Top International Events

La Rue est à Amiens (FR)	Interfilm Berlin (DE)
Korean International Ceramic Biennale (KR)	Paris Photo (FR)
Reykjavik International Film Festival (IS)	Re:Formers Fest (RU)
Busan International Short Film Festival (KR)	be.tween Theaterfest (DE)
Theater aan Zee (BE)	Festival Segni d'Infanzia (IT)
Docs Against Gravity Film Festival (PL)	Art Seeds Hirado (JP)
Romanian Design Week (RO)	Artfluence Human Rights Festival (ZA)
Salone del Mobile di Milano (IT)	Copenhagen IDFF (DK)
Braunschweig International Film Festival (DE)	Crossing Europe Film Festival Linz (AT)
Itinéraire Baroque Festival (FR)	DOC NYC (US)
Venice Biennale of Architecture (IT)	MoMeNT (BE)

Top Cities per Discipline

Architecture	Audiovisual Media	Design	Digital Culture	Heritage	Literature	Music	Performing Arts	Sustainability & Urbanism	Visual Arts
Moscow	Seoul	Seoul	Vienna	Moscow	Moscow	London	Amiens	Moscow / Tobolsk	New York
Shenzhen	Reykjavik	Milan / New York	Rome	Tokyo	St. Petersburg	Berlin	Berlin	Istanbul	Paris
Venice	Busan	Moscow	Berlin / Milan	Belo Horizonte / St. Petersburg	Paris	Leipzig / Paris	Istanbul	Atlanta	Tokyo
New York / Rome	New York	Berlin	Ankara	Barcelona / Frankfurt / Ottawa	Milan	Moscow	Munich	Seoul	Icheon
Seoul	Warsaw	Bucharest	Frankfurt	Berlin	Rome	Cologne / Hamburg	Beijing	Detroit	Budapest

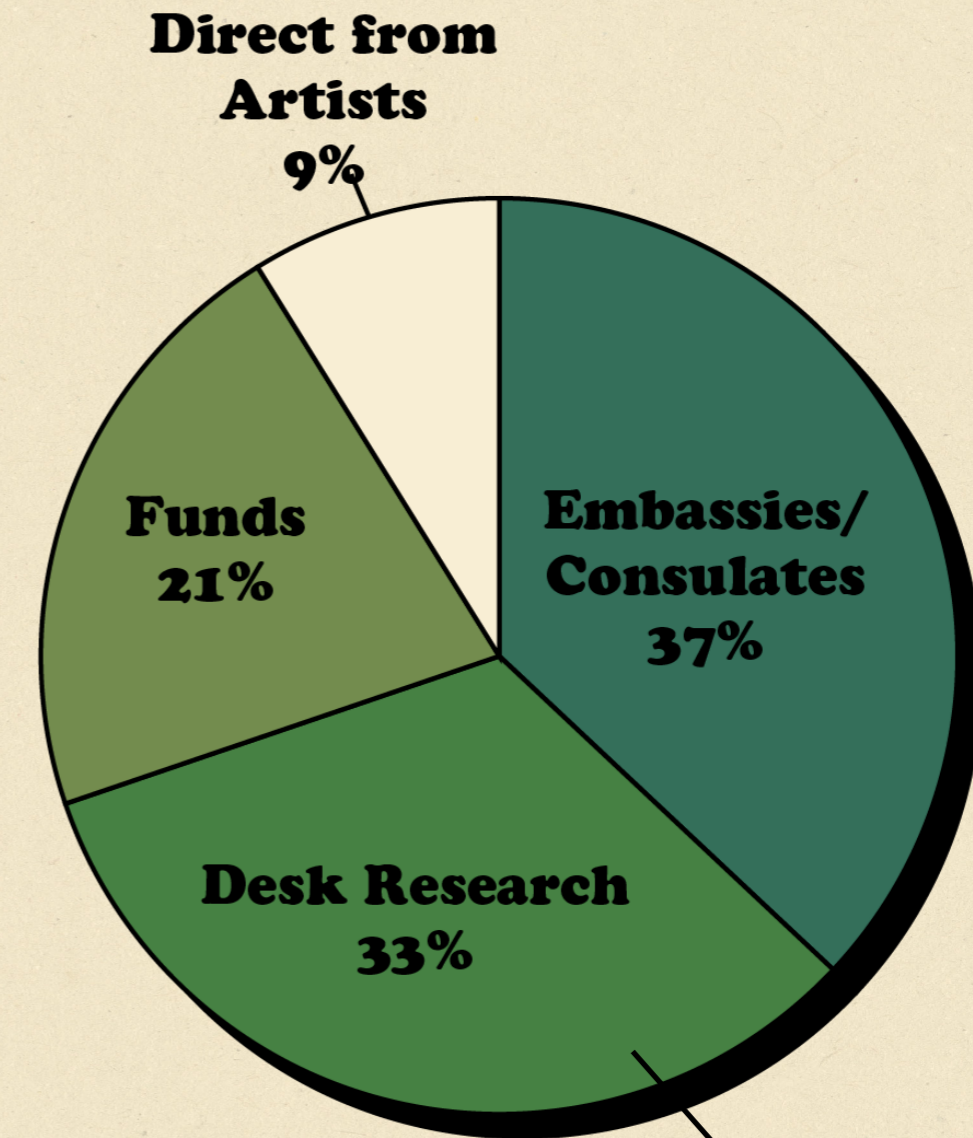
About the DutchCulture Database

The DutchCulture Database tracks the international activities of cultural organisations and artists from the Netherlands. This helps us understand the cultural impact of the Netherlands in other countries. We collect information on international cultural activities with the help of our partners at the Dutch embassies and consulates, the Dutch cultural funds, directly from artists and cultural organisations, and through our own desk research.

This year we introduced the MyDC Portal. The MyDC User Portal is a new feature that allows Dutch or Dutch based artists and cultural organisations to add and edit their own page and activities directly on our website and in our database.

Disclaimer: we strive to make our database as comprehensive as possible, however we recognise that we are not able to capture every international cultural event and our database is not intended to be exhaustive.

DutchCu | ture



Data Sources



Colophon

To find out more or to search the DutchCulture Database go to: www.dutchculture.nl

Editor: Erin Chang

DutchCu | ture